



Features

Single hydraulic lifting cylinder
direct drive
Multiple parking heights
100% Laser cutting process for all parts and the whole structure
Preamsembled parts for easy installation and relocation
Safety key switch controller

Enhanced anti-corrosion galvanized waving plates
Customizable colors
Lock release: Electrical

5-year warranty on parts, 1-year warranty on labor

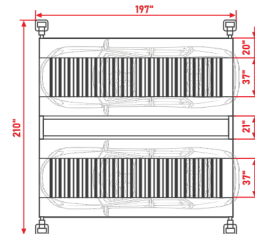
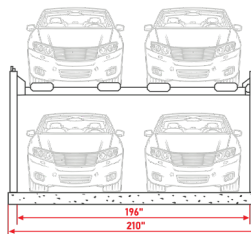
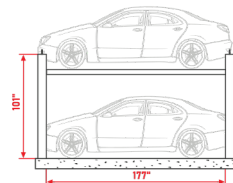
PARAMETERS

Model	SAL-4PDW
Lifting Capacity	8,818 lbs
Single Vehicle Weight	4,409 lbs
Vehicle Height	Up to 77"
Vehicle Width	84"
Vehicle Length	< 197"
Control Box	Integrated modules for simple wiring
Power Unit	2.2 kW Hydraulic
Electrical Requirements	208-240V, 1-3 phase

*Most parameters can be customized based on your requirements.

Safety System

Full range anti-fall locks
Limit switches
Emergency stop button
Anti-loosening locks



APPLICATION SCENARIOS

Vehicle Model	Sedan
Foundation	C25-C30, thickness > 6 Inches
Ceiling Height	149 1/2 Inches
Buildings	Residential or Storage
Environment	Indoor/Outdoor (Outdoor protection devices available)